

Sign and symptom improvement rates among MGD patients following treatment with AZR-MD-001 for 6 months

Julie Schallhorn,¹ Lyndon W. Jones,² Alison Ng,² Yair Alster,³ Charles Bosworth,³ CELESTIAL Study Group

¹Department of Ophthalmology and Francis I. Proctor Foundation, University of California, San Francisco, California, United States; ²Centre for Ocular Research & Education (CORE), School of Optometry & Vision Science, University of Waterloo, Waterloo, Ontario, Canada; ³Azura Ophthalmics Ltd, Tel Aviv, Israel

This phase 2 study was sponsored by Azura Ophthalmics Ltd

PURPOSE

- Meibomian gland dysfunction (MGD) is characterized by hyperkeratinization of the ductal epithelium and aberrant keratin aggregation within the meibum.¹
- With currently no approved pharmacotherapies for MGD, suboptimally treated MGD can lead to gland blockage/dilation, decreased meibum quality/quantity, irreversible glandular atrophy/loss, altered tear film composition, ocular surface damage, and evaporative dry eye.²
- AZR-MD-001 (selenium sulfide ophthalmic ointment) is a potent keratolytic and keratostatic agent that also induces meibomian gland lipogenesis and is under investigation for the treatment of MGD.
- A phase 2 clinical trial was conducted to identify the percentage of patients with MGD who demonstrated clinically meaningful improvement in signs and symptoms in response to treatment with AZR-MD-001 versus vehicle over 6 months.

DEMOGRAPHICS

- The safety and intent-to-treat populations included 245 patients (Table 1).

TABLE 1. DEMOGRAPHICS AND BASELINE CHARACTERISTICS (SAFETY POPULATION)

		AZR-MD-001 0.5% (N=82)	AZR-MD-001 1.0% (N=83)	VEHICLE (N=80)
Age (years)	Mean (SD)	52.1 (16.9)	55.6 (17.9)	51.9 (18.5)
	Range	18-80	20-93	20-97
Sex, n (%)	Male	31 (37.8)	27 (32.5)	24 (30.0)
	Female	51 (62.2)	56 (67.5)	56 (70.0)
Race, n (%)	White	57 (69.5)	64 (77.1)	56 (70.0)
	Asian	16 (19.5)	10 (12.0)	21 (26.3)
	Black	3 (3.7)	3 (3.6)	1 (1.3)
	Other	6 (7.3)	6 (7.2)	2 (2.5)
Duration of MGD, n (%)	<5 years	29 (35.4)	30 (36.1)	28 (35.0)
	≥5 years	53 (64.6)	53 (63.9)	52 (65.0)
Number of MGYS	Mean (SD)	1.7 (1.4)	1.9 (1.4)	1.8 (1.3)
	MGS score	Mean (SD)	5.7 (2.8)	6.0 (3.0)
OSDI total score	Mean (SD)	25.2 (7.5)	24.2 (6.0)	25.0 (6.7)

The safety population included all randomized patients administered ≥1 dose of study drug. MGD, meibomian gland dysfunction; MGS, Meibomian Gland Secretion; MGYS, Meibomian Glands Yielding Liquid Secretion; OSDI, Ocular Surface Disease Index.

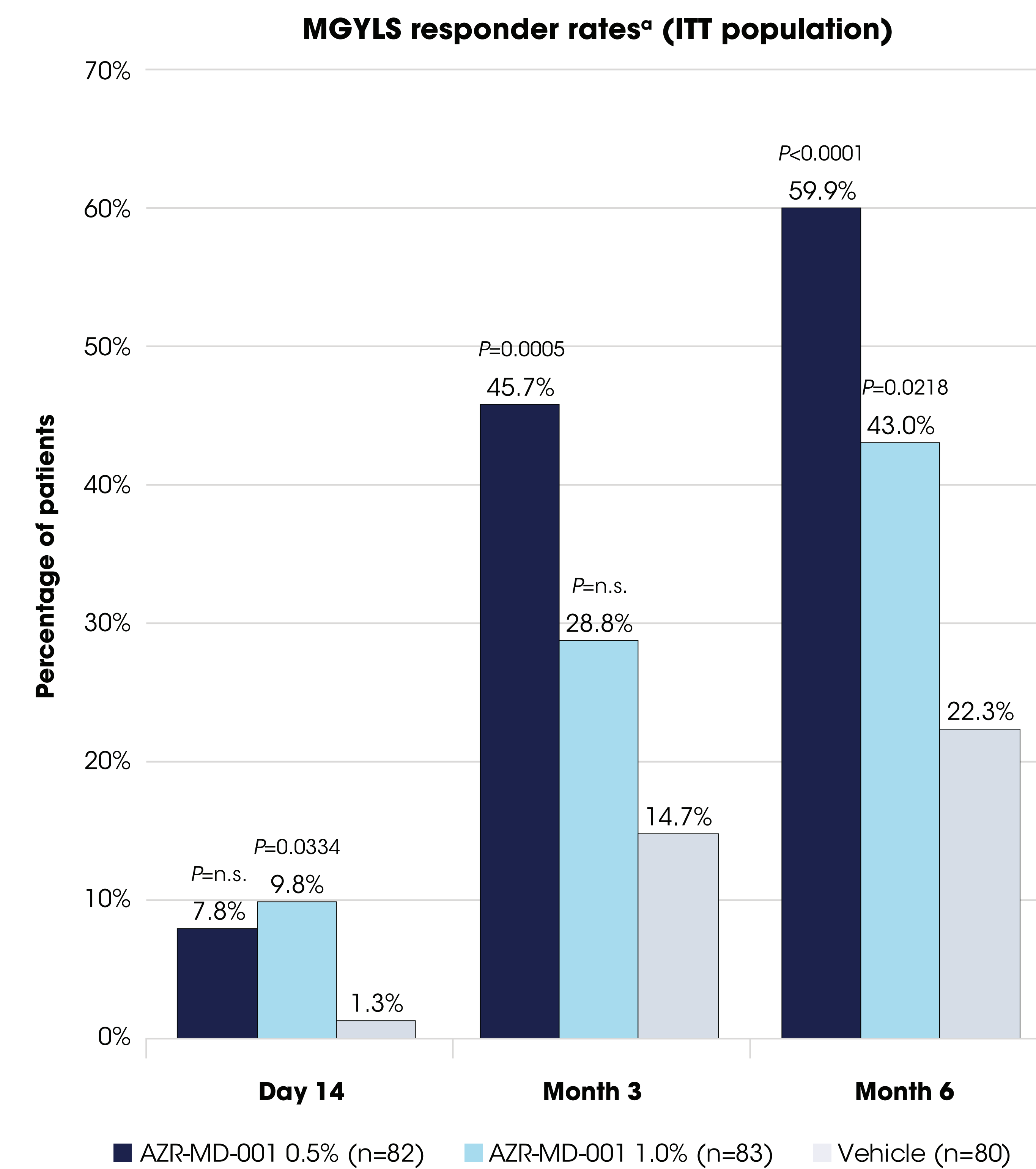
METHODS

- Purpose:** Phase 2, prospective, multicenter, parallel-group, randomized, double-masked, vehicle-controlled trial evaluating the safety and efficacy of AZR-MD-001 (0.5% or 1.0%) for the treatment of MGD (NCT03652051)
- Eligible patients:** Male or female, aged ≥18 years, with mild to moderate MGD (Meibomian Gland Secretion [MGS] score ≤12 for 15 glands of the lower lid) and associated ocular symptoms (Ocular Surface Disease Index [OSDI] score 13-33; Standard Patient Evaluation of Eye Dryness score ≥6); self-reported dry eye signs and symptoms within 3 months of study entry; Tear Break-Up Time <10 seconds in both eyes; and gland dropout <75%
- Treatment:** Patients were randomized (1:1:1) to AZR-MD-001 0.5%, 1.0%, or vehicle, applied to the lower eyelid twice weekly at bedtime
 - No conventional treatments allowed during the study
- Co-primary endpoints:** Change from baseline versus vehicle in number of Meibomian Glands Yielding Liquid Secretion (MGYS) and in OSDI total score at Month 3
- Response thresholds:** All prespecified and based on literature cutoffs
 - Responder rates were analyzed using a Cochran-Mantel-Haenszel test, controlling for duration of disease category (<5 or ≥5 years) and baseline MGS score category (<6 or ≥6 and ≤12), using Wilson-Hilferty transformation
- P-values:** All versus vehicle, not adjusted for multiplicity

RESULTS

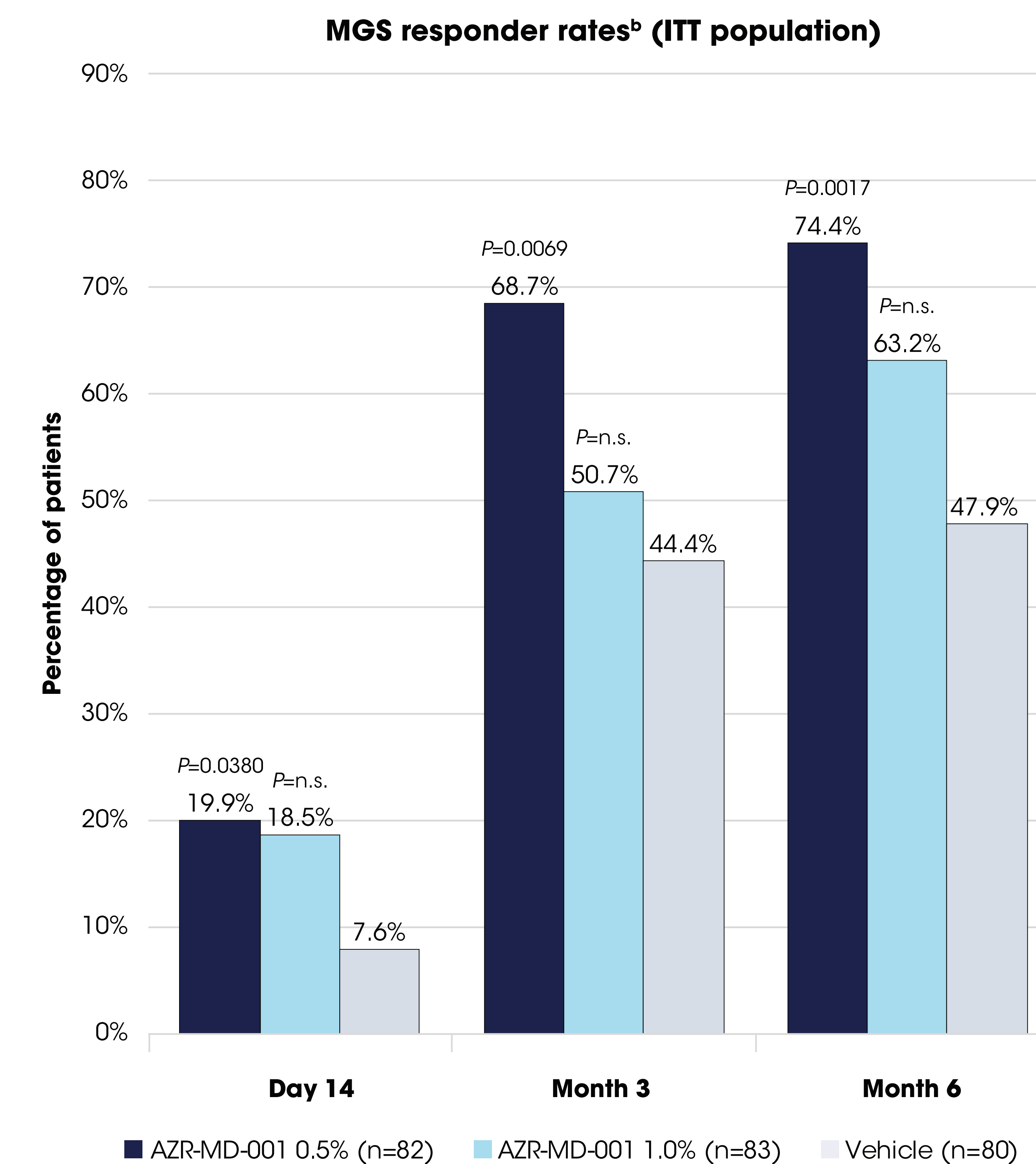
- AZR-MD-001 0.5% met the co-primary endpoints, significantly improving the signs (number of MGYS) and symptoms (OSDI total score) of MGD versus vehicle at Month 3, and demonstrated good safety and tolerability.⁶ (Please see poster 6578 - B0265 for primary efficacy and safety results over 6 months.)
- Compared to vehicle, AZR-MD-001 0.5% resulted in a greater proportion of patients with an increased number of functional glands (Figure 1), improved meibum quality (Figure 2), and asymptomatic status (Figure 3) through Month 6; AZR-MD-001 1.0% resulted in numerically higher responder rates relative to vehicle across all time points.
- A significantly higher rate of clinically meaningful improvement in the signs (MGYS, MGS) of MGD was observed as early as Day 14.

FIGURE 1. SIGNIFICANTLY MORE PATIENTS TREATED WITH AZR-MD-001 THAN VEHICLE SHOWED CLINICALLY MEANINGFUL IMPROVEMENT IN THE NUMBER OF FUNCTIONAL GLANDS



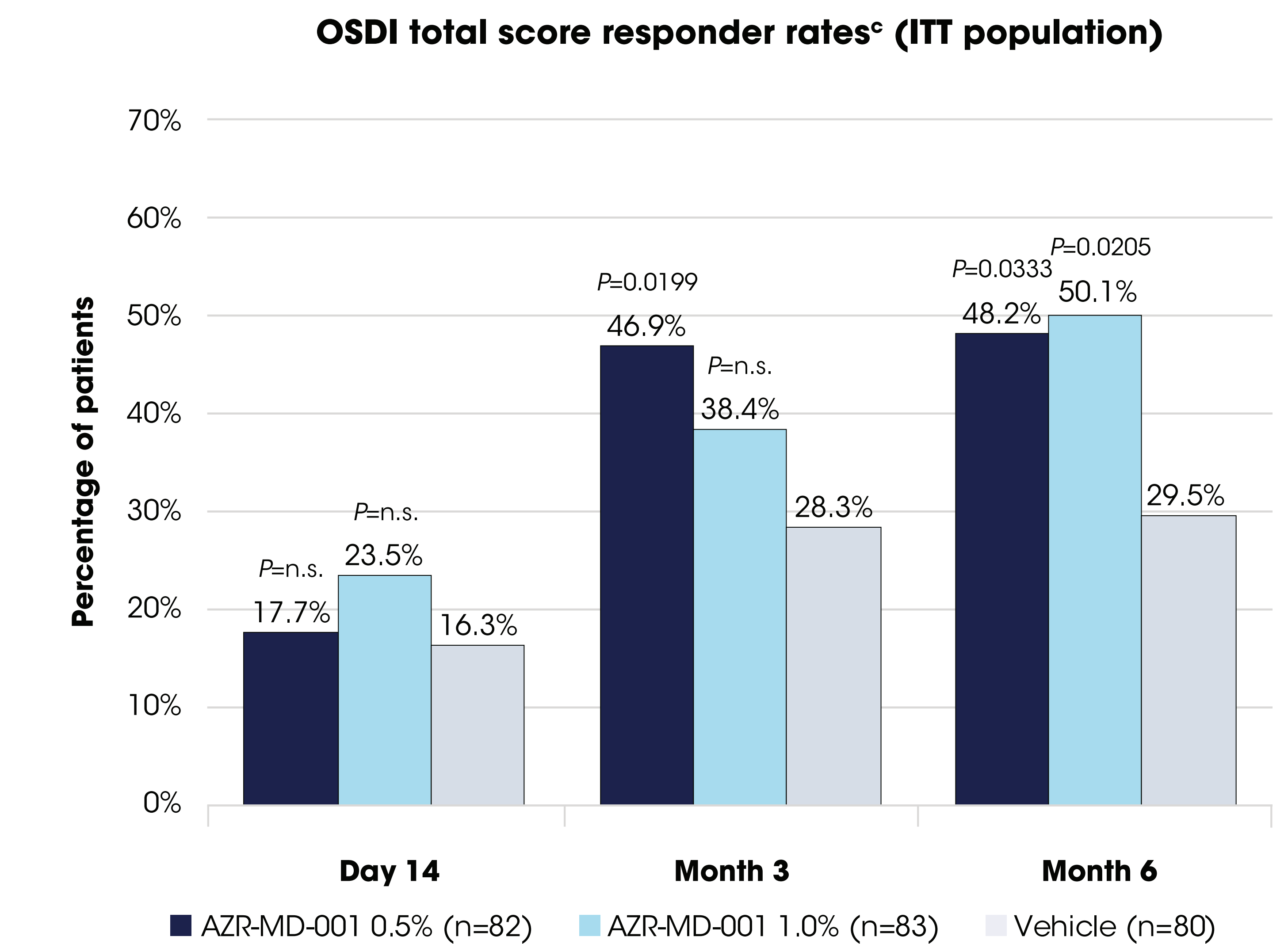
^aMGYS responder: Patients with a ≥5-gland increase from baseline in the study eye typically become asymptomatic.³ The study eye was selected based on which eye had the lowest MGS score at baseline. If the same score was observed for both eyes, the right eye was chosen. ITT, intent-to-treat (all patients randomized to study drug); n.s., not significant (P>0.05) relative to vehicle; MGYS, Meibomian Glands Yielding Liquid Secretion (higher scores are better).

FIGURE 2. SIGNIFICANTLY MORE PATIENTS TREATED WITH AZR-MD-001 THAN VEHICLE SHOWED RESOLUTION OF MGD BASED ON MEIBUM QUALITY



^aMGS responder: Patients with an MGS score >12 are considered to not have MGD.⁴ ITT, intent-to-treat (all patients randomized to study drug); MGS, Meibomian Gland Secretion (higher scores are better); n.s., not significant (P>0.05) relative to vehicle.

FIGURE 3. SIGNIFICANTLY MORE PATIENTS TREATED WITH AZR-MD-001 THAN VEHICLE BECAME ASYMPTOMATIC FOR DISEASE



^aOSDI responder: Patients with an OSDI score <13 are considered asymptomatic for disease.^{5,6} ITT, intent-to-treat (all patients randomized to study drug); n.s., not significant (P>0.05) relative to vehicle; OSDI, Ocular Surface Disease Index (lower scores are better).

CONCLUSIONS

- This phase 2 efficacy study demonstrated that a significantly higher percentage of patients treated with AZR-MD-001 experienced resolution of MGD signs and symptoms at 6 months compared to vehicle.
- AZR-MD-001 is the first pharmacotherapy to demonstrate statistically significant rates of resolution of both clinical signs and symptoms of MGD.
- Future work should explore the impact of the changes in glandular function with AZR-MD-001 therapy on longer-term ocular surface health.

Contact

Julie Schallhorn, MD, MS
University of California, San Francisco
Wayne and Gladys Valley Center for Vision, CA, USA
julie.schallhorn@ucsf.edu

References

- Knop E, et al. *Invest Ophthalmol Vis Sci.* 2011;52(4):1938-78. 2. Chhadva P, et al. *Ophthalmology.* 2017;124(11S):S20-S6.
- Tomlinson A, et al. *Invest Ophthalmol Vis Sci.* 2011;52(4):2006-49. 4. Lane SS, et al. *Cornea.* 2012;31(4):396-404. 5. Schiffman RM, et al. *Arch Ophthalmol.* 2000;118(5):615-21. 6. Johnson SL, et al. *Ocul Surf.* 2023;29:537-46.

Acknowledgements

Medical writing and poster support were provided by The Medicine Group, LLC (New Hope, PA, USA), which was funded by Azura Ophthalmics and in accordance with Good Publication Practice guidelines.

Disclosures

J. Schallhorn: Research grants (institution)/honoraria: Foresight V6, Journey 1, Long Bridge, Novus Vision, Zeiss; Consultant/advisor: Foresight 6, Zeiss; Equity owner/investor: Journey 1, Long Bridge, Novus Vision. **L.W. Jones:** Research grants (institution)/honoraria: Alcon, Azura Ophthalmics, Bausch Health, CooperVision, Essilor, Hoya, i-Med Pharma, J&J Vision, Menicon, Novartis, Optics, Oti Pharma, Santen, SightGlass, SightSage, Topcon, and Visioneering; Consultant/advisor: Alcon, CooperVision, J&J Vision, Novartis, and Optics. **A. Ng:** Research grants (institution)/honoraria: Alcon, Allied Innovations, American Academy of Optometry, Azura Ophthalmics, Bausch + Lomb Corp, Canada Foundation for Innovation, Canadian Association of Optometrists, CHR, CooperVision, Essilor, European Commission Horizon 2020, Hoya, i-Med Pharma, Innovation and Technology Commission, (Government of the Hong Kong Special Administrative Region of the People's Republic of China), Johnson & Johnson Vision, Menicon, Mitacs, Novartis, NSERC, Optics, Oti Pharma, Santen, SightGlass, SightSage, Topcon, and Visioneering Tech Inc. **Y. Alster:** Owner, employment, stock options, and patent: Azura Ophthalmics. **C. Bosworth:** Employment, stock options, and patent: Azura Ophthalmics.



MGYS

Measures the number of glands out of 15 yielding liquid secretion following diagnostic expressability (open vs not open), with the total score ranging 0-15 and a change from baseline of ≥5 indicating significant response.⁴

MGS

Measures the meibum quality of 15 glands on the lower eyelid on a scale from 0 (no secretion) to 3 (clear liquid secretion), with the total score ranging 0-45 and scores >12 indicating good meibum quality.⁴

OSDI

Measures 12 items centered on ocular symptoms, environmental triggers, and vision-related functioning, with each item rated from 0 (none of the time) to 4 (all of the time), the total score ranging 0-100, and scores <13 considered normal or asymptomatic.^{3,5}